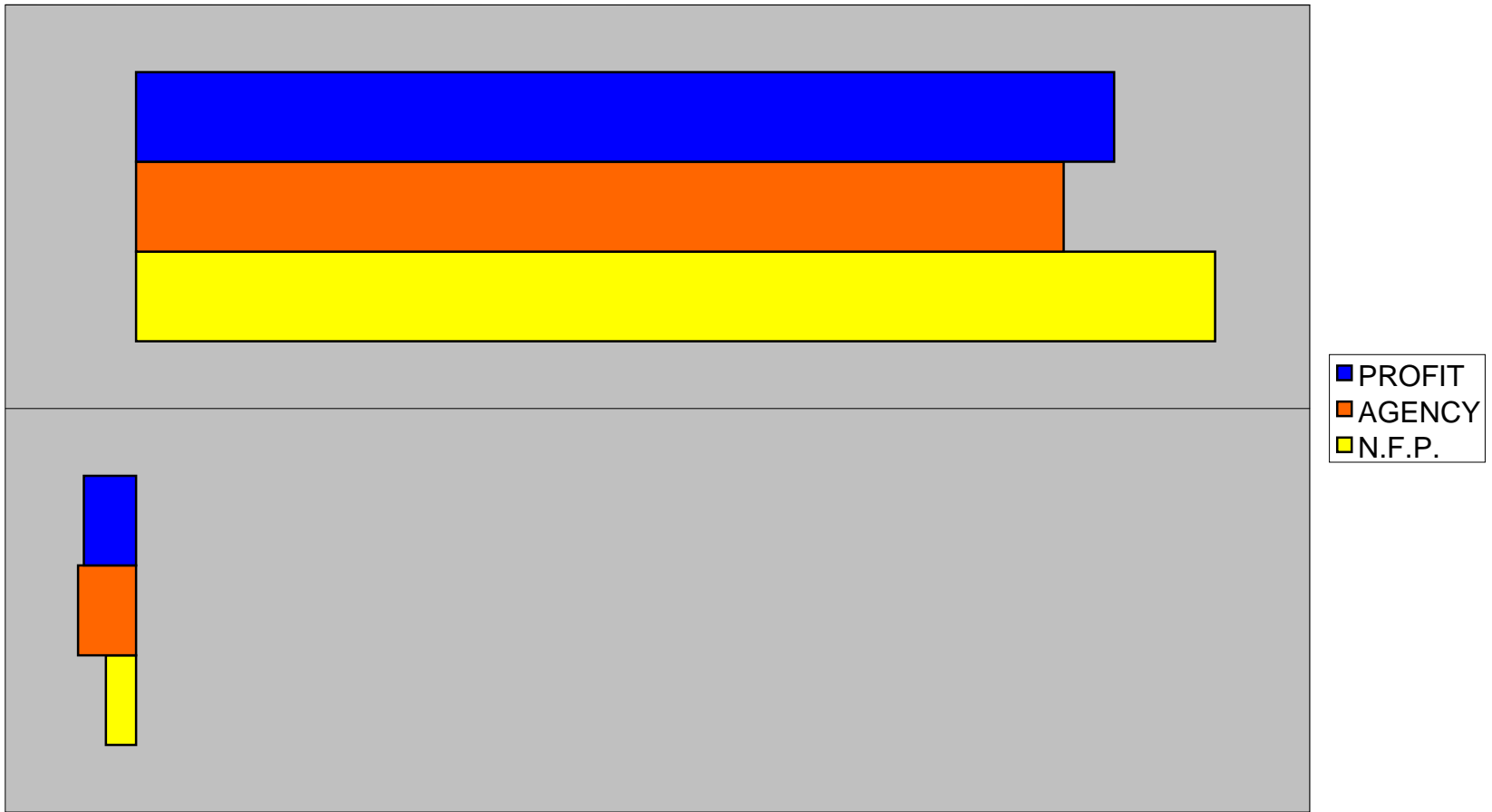



**WOULD VALUE INFORMATION ON EFFECTIVE EMPLOYMENT PRACTICES**  
 % of total responding




	LESS VALUED	MORE VALUED
■ PROFIT	-4%	75%
■ AGENCY	-4%	71%
■ N.F.P.	-2%	83%

**WOULD VALUE INFORMATION ON EFFECTIVE OUTREACH PRACTICES**  
 % of total responding




	LESS VALUED	MORE VALUED
PROFIT	-4%	77%
AGENCY	-2%	71%
N.F.P.	-3%	70%

**WOULD VALUE INFORMATION ON ACCOMMODATION**  
**% of total responding**




	LESS VALUED	MORE VALUED
■ PROFIT	-2%	86%
■ AGENCY	-4%	87%
■ N.F.P.	-2%	79%

**WOULD VALUE INSIGHTS INTO POTENTIAL BUSINESS BENEFITS**  
 % of total responding




	LESS VALUED	MORE VALUED
PROFIT	-6%	78%
AGENCY	-4%	89%
N.F.P.	-6%	78%

**WOULD VALUE PUBLIC RECOGNITION OF EXEMPLARY COMPANIES**  
 % of total responding



	LESS VALUED	MORE VALUED
■ PROFIT	-21%	58%
■ AGENCY	-2%	87%
■ N.F.P.	-16%	66%


**WOULD VALUE SKILL DEVELOPMENT FOR MANAGERS OF PWD'S  
% of total responding**



	LESS VALUED	
■ PROFIT	-4%	73%
■ AGENCY	-9%	80%
■ N.F.P.	-5%	76%


**WOULD VALUE RESOURCE MATERIALS TO HELP EMPLOYERS ADOPT EFFECTIVE PRACTICES**

% of total responding



	LESS VALUED	MORE VALUED
■ PROFIT	-8%	80%
■ AGENCY	-4%	80%
■ N.F.P.	0%	78%

**WOULD VALUE INITIATIVES TO PROMOTE POSITIVE CORPORATE CULTURE**  
 % of total responding



	LESS VALUED	MORE VALUED
PROFIT	-8%	67%
AGENCY	-4%	69%
N.F.P.	-5%	67%


**WOULD VALUE DEVELOPMENT OF NETWORKING OPPORTUNITIES**  
% of total responding



	LESS VALUED	MORE VALUED
PROFIT	-12%	61%
AGENCY	-11%	60%
N.F.P.	-8%	71%


NEW IDEAS - CHART 3B

**WOULD VALUE DEVELOPMENT OF INTERNET-BASED NETWORKS**  
 % of total responding




	LESS VALUED	MORE VALUED
■ PROFIT	-10%	73%
■ AGENCY	-11%	62%
■ N.F.P.	-8%	64%

**WOULD VALUE STRENGTHENED CAPABILITIES OF EDUCATIONAL PLACEMENT SERVICES**  
 -% of total responding



	LESS VALUED	MORE VALUED
PROFIT	-6%	75%
AGENCY	-4%	64%
N.F.P.	-8%	74%

**WOULD VALUE STRENGTHENED CAPABILITIES OF SERVICE AGENCIES**  
 % of total responding



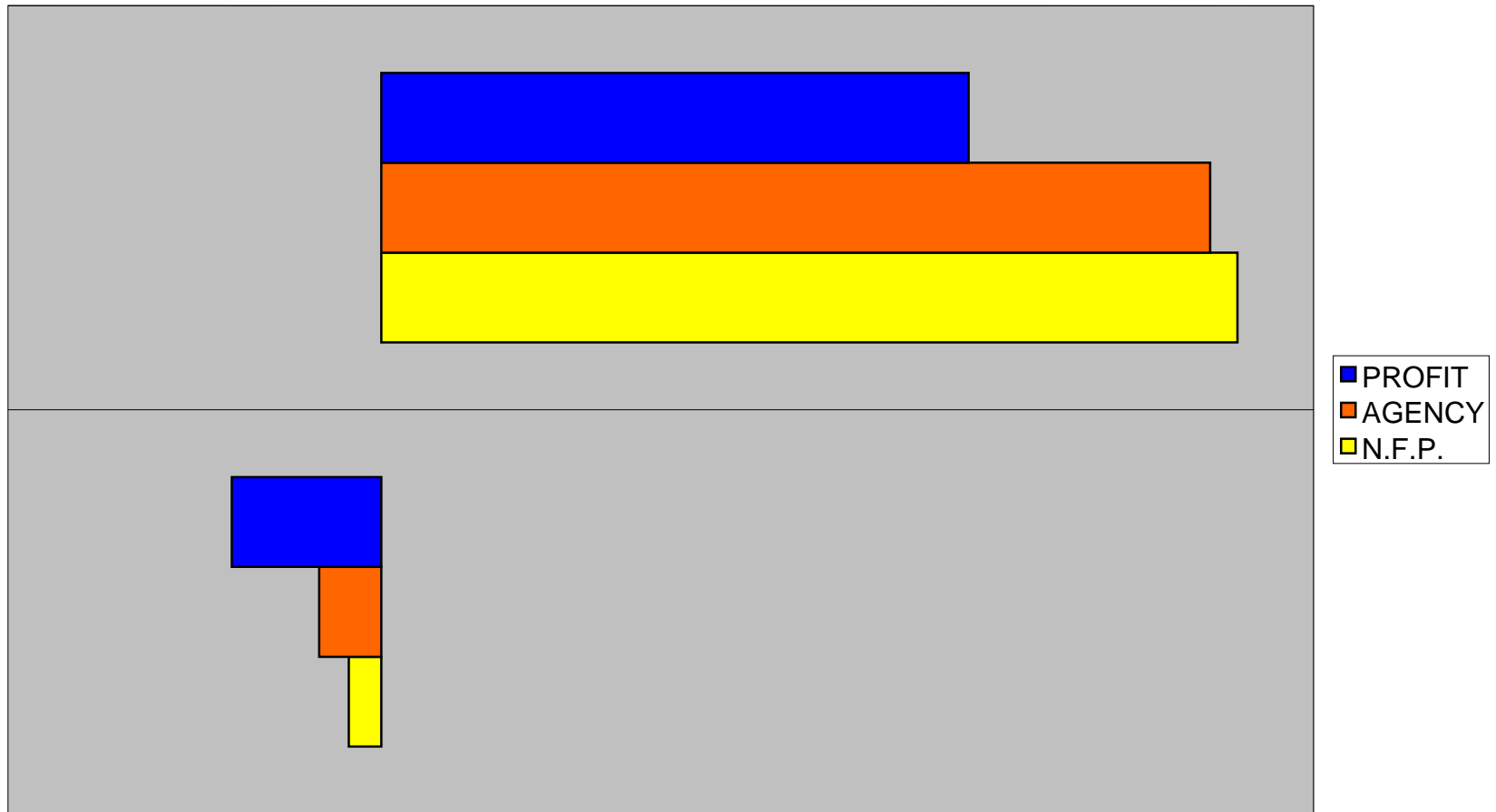
	LESS VALUED	MORE VALUED
■ PROFIT	-6%	77%
■ AGENCY	-4%	71%
■ N.F.P.	-6%	80%

**WOULD VALUE DEVELOPMENT OF CO-OP/WORK-EXPERIENCE INITIATIVES**  
 % of total responding



	LESS VALUED	MORE VALUED
■ PROFIT	-6%	80%
■ AGENCY	-2%	80%
■ N.F.P.	-6%	79%


**WOULD VALUE FUNDING FOR ACCOMMODATION MEASURES**  
 % of total responding



	LESS VALUED	MORE VALUED
■ PROFIT	-16%	63%
■ AGENCY	-7%	89%
■ N.F.P.	-3%	92%

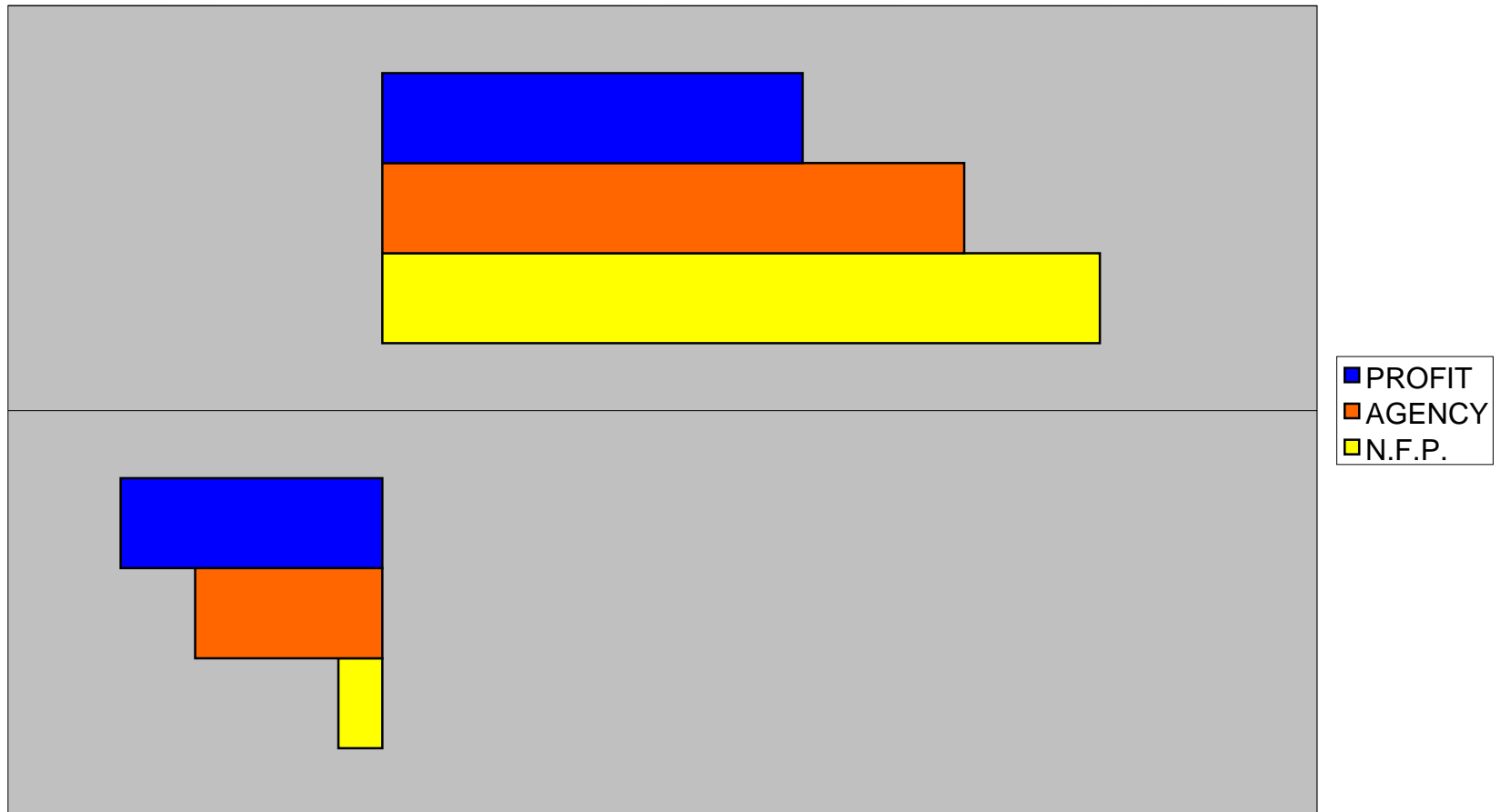
NEW IDEAS - CHART 4B

**WOULD VALUE FREE EXPERT ADVICE ON ACCOMMODATION**  
**% of total responding**



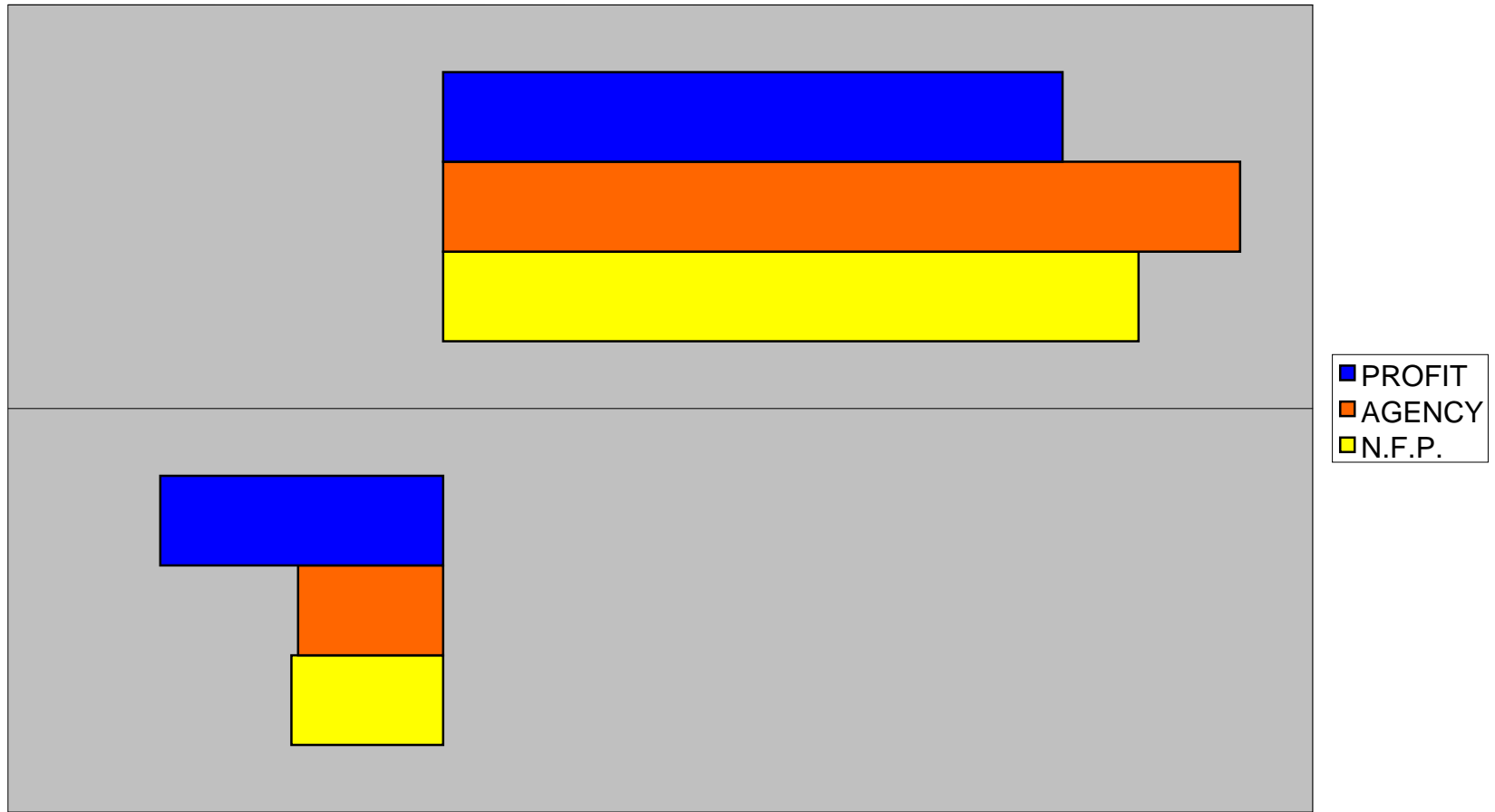
	LESS VALUED	MORE VALUED
■ PROFIT	-8%	78%
■ AGENCY	-4%	91%
■ N.F.P.	-1%	93%

**WOULD VALUE WAGE SUBSIDIES FOR PWD'S**  
**% of total responding**




	LESS VALUED	MORE VALUED
■ PROFIT	-28%	45%
■ AGENCY	-20%	62%
■ N.F.P.	-5%	77%

**WOULD VALUE TAX INCENTIVES FOR EMPLOYMENT OF PWD'S**  
**% of total responding**




	LESS VALUED	MORE VALUED
■ PROFIT	-26%	57%
■ AGENCY	-13%	73%
■ N.F.P.	-14%	64%

**WOULD VALUE STREAMLINING PAPERWORK FOR INSURANCE**  
 % of total responding




	LESS VALUED	MORE VALUED
PROFIT	-27%	52%
AGENCY	-11%	76%
N.F.P.	-9%	73%

**WOULD VALUE PARTNERSHIPS WITH OTHER EMPLOYERS**  
 % of total responding



	LESS VALUED	MORE VALUED
■ PROFIT	-18%	50%
■ AGENCY	-16%	64%
■ N.F.P.	-12%	62%

**WOULD VALUE PARTNERSHIPS WITH SERVICE AGENCIES**  
**% of total responding**




	LESS VALUED	MORE VALUED
■ PROFIT	-10%	71%
■ AGENCY	-9%	75%
■ N.F.P.	-7%	77%

**WOULD VALUE PARTNERSHIPS WITH EDUCATIONAL INSTITUTIONS**  
 % of total responding



	LESS VALUED	MORE VALUED
■ PROFIT	-8%	69%
■ AGENCY	-14%	70%
■ N.F.P.	-8%	74%

**WOULD VALUE PARTNERSHIPS WITH GOVERNMENT**  
 % of total responding



	LESS VALUED	MORE VALUED
■ PROFIT	-19%	55%
■ AGENCY	-16%	68%
■ N.F.P.	-7%	69%